

Population (millions)

	1995	2000	2025	2050
All adults, ages 15+	896.909	958.295	1200.863	1223.625
Female adults	437.901	469.321	594.067	613.010
All youth, ages 0-14	322.440	316.838	269.924	238.433
Female youth	153.324	150.110	129.512	114.545

Source: United Nations Population Division, World Population Prospects 1950-2050 (2000 revision)

Real GDP per capita (PPP), US Dollars

1975	587
1980	710
1985	1104
1990	1479
1995	2474
2000	3453

Source: World Health Report 2002

SMOKING PREVALENCE

Adult (15 Years & Older), 1998

Males	53.4
Females	4.0
Overall	28.9

Youth, 1999

Males	11.1
Females	6.4
Overall	8.6

Physicians, 1996

Males	61.3
Females	12.2

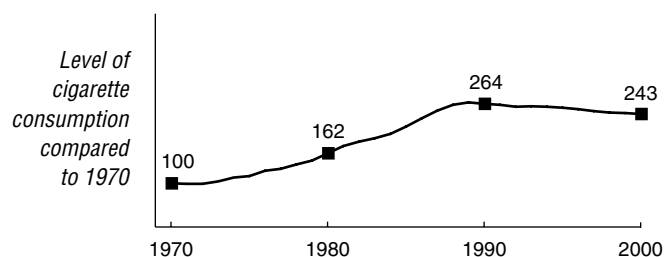
Adult: Second National Health Services Survey; Information received from Dr. Yanwei Wu, WHO Collaborating Center for Tobacco or Health.

Youth: (Males and Females) Currently use any tobacco product, grades J1-J3 in Shangdong; Global Youth Tobacco Survey Collaborative Group. (2002). *China-Shandong GYTS Fact Sheet*. Available at URL: http://www.cdc.gov/Tobacco/global/gyts/GYTS_factsheets.htm. (Overall) Currently use any tobacco product, students 13-15 years old in Shangdong; Global Youth Tobacco Survey Collaborative Group. (2002). Special Report: Tobacco use among youth: a cross country comparison. *Tobacco Control 11*: 252-270.

Health professional: Smoking (occasionally, sometimes or often) among physicians at a hospital in Wuhan, the capital of Hubei Province; Li, H.Z., Fish, D. and Zhou, X. (1999). Increases in cigarette smoking and decline of anti-smoking counseling among Chinese physicians. *Health Promotion International 14*(2): 123-131.

TOBACCO ECONOMY

Annual per capita Consumption, Three Year Moving Average, 1970 = 100



Annual Cigarette Consumption

Year	Per capita Consumption (cigarette sticks)	Total Consumption (millions of cigarette sticks)
1970	782	391570
1980	1187	764819
1990	1972	1647190
1995	1892	1696569
2000	1790	1715354

Annual Tobacco Trade and Agriculture Statistics

	Unit of Measurement	1970	1980	1990	1995	2000
Cigarette imports	sticks in millions	70	5829	10551	26372	25353
Cigarette exports	sticks in millions	0	1010	8361	64803	8499
Tobacco leaf imports	metric tons	10337	31563	26130	18207	46734
Tobacco leaf exports (% of total exports)	metric tons (%)	19055 (-)	29981 (-)	34892 (0.10%)	71403 (0.07%)	120334 (0.06%)
Cigarette production	sticks in millions	391500	760000	1645000	1735000	1698500
Tobacco leaf production	metric tons	805800	919747	2645610	2326685	2563854
Land devoted to tobacco growing (% of agricultural land)	hectares (%)	394053 (0.10%)	520433 (0.12%)	1600200 (0.30%)	1474988 (0.28%)	1441537 (0.27%)
Employment in tobacco manufacturing	people	-	160000	280000	330000	-

Retail Price of 20 Cigarettes with Tax

Type	US \$	Local
Domestic brand	\$1.16	9.62
Foreign brand	\$1.52	12.60

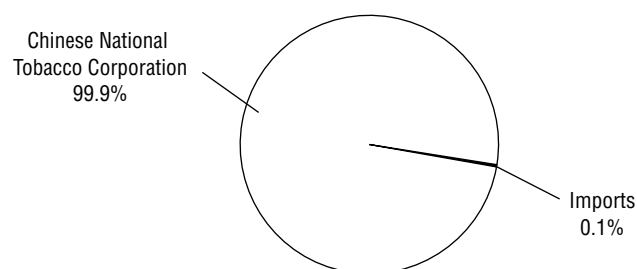
Source: EIU, September 2002

Cigarette Taxes and Duties

Excise tax	25%-45% based on grade
Sales tax	17.5%
Import duty	180% (57% for MFN countries)

Source: ERC

Market Share by Cigarette Manufacturer, 2000



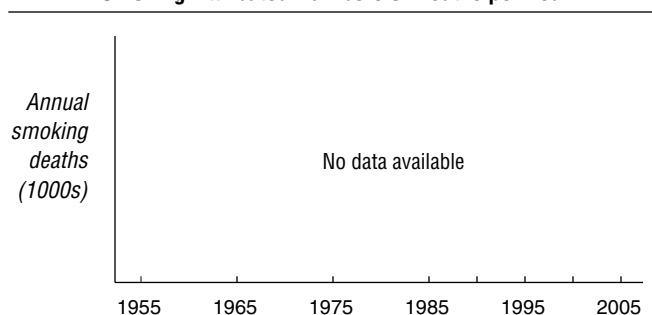
Source: ERC estimates based on legitimate trade

SMOKING-RELATED DISEASE IMPACT

Numbers of Deaths Attributed to Smoking/Total Deaths (thousands), 1990

Cause	Males (by age)			Females (by age)		
	0-34	35-69	70+	0-34	35-69	70+
Lung cancer	0/2	51/98	24/51	0/1	3/37	6/28
All cancer	0/45	146/629	47/250	0/32	11/334	10/174
Vascular	0/24	120/756	161/1088	0/22	24/545	53/1175
Respiratory T.B.	0/11	13/111	13/53	0/12	2/63	2/30
All other	0/822	0/745	0/448	0/817	0/568	0/473
All causes	0/870	279/2154	221/1805	0/859	37/1390	65/1807

Smoking-Attributed Numbers of Deaths per Year



Source: Liu, B.Q., Peto, R., Chen, Z.M., Boreham, J., Wu, Y.P., Li, J.Y., Campbell, T.C. and Chen, J.S. (1998). Emerging tobacco hazards in China: 1. Retrospective proportional mortality study of one million deaths. *British Medical Journal* 317 (7170): 1411-1422. Peto, R., Chen, Z.M. and Boreham, J. (1999). Tobacco – the growing epidemic. *Nature Medicine* 5(1): 15-17.

INFRASTRUCTURE FOR TOBACCO CONTROL

National Tobacco Control Provisions

Tobacco Bans and Restrictions	Not				Tobacco Requirements and Regulations	Not			
	Banned	Restricted	Regulated	Unknown		Required	Regulated	Regulated	Unknown
Advertising in certain media		X			Advertising health warnings/messages	X			
Advertising to certain audiences			X		Age verification for sales			X	
Advertising in certain locations		X			Manufacturing licensure	X			
Advertisement content or design		X			Package health warning/message	X			
Sponsorship or promotion for certain audiences			X		Label design on packaging			X	
Sponsorship advertising of events		X			Ingredient/constituent information on package label	X			
Brand stretching			X		Amount of tar		X		
Sales to minors	X				Amount of nicotine			X	
Sales by minors			X		Amount of other ingredients/constituents			X	
Place of sales			X		Product constituents as confidential information			X	
Vending machines			X		Product constituents as public information			X	
Free products			X		Constituent disclosure by brand			X	
Single cigarette sales			X		Constituent disclosure in the aggregate			X	
Misleading information on packaging			X						
Smoking in government buildings (incl. worksites)		X			Other Provisions	Yes	No	Unknown	
Smoking in private worksites		X			National tobacco control committee		X		
Smoking in educational facilities	X				Tobacco control education/promotion	X			
Smoking in health care facilities	X				Anti-smuggling provisions			X	
Smoking on buses	X				Litigation enabling provisions		X		
Smoking on trains	X								
Smoking in taxis		X							
Smoking on ferries	X								
Smoking on domestic air flights	X								
Smoking on international air flights	X								
Smoking in restaurants		X							
Smoking in nightclubs and bars			X						
Smoking in other public places		X							

Refer to Appendix B for more information about national tobacco control provisions.