

	Population (millions)			
	1995	2000	2025	2050
All adults, ages 15+	8.410	8.585	8.545	7.287
Female adults	4.374	4.454	4.433	3.795
All youth, ages 0-14	1.921	1.686	1.182	1.143
Female youth	0.937	0.822	0.576	0.557

Source: United Nations Population Division, World Population Prospects 1950-2050 (2000 revision)

Real GDP per capita (PPP), US Dollars	
1975	11980
1980	14167
1985	14928
1990	16192
1995	12650
2000	13333

Source: World Health Report 2002

## SMOKING PREVALENCE

Adult (15-64 Year Olds), 2000		Youth (15-16 Year Olds), 1999		Physicians, 1998	
Males	36.2	Males	39	Males	26
Females	22	Females	34	Females	21
Overall	29.1	Overall	36		

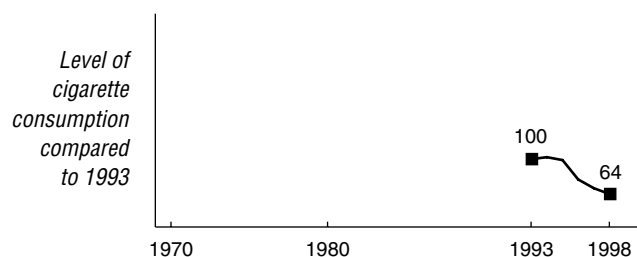
Adult: Daily or occasional smokers; National Institute of Public Health survey on smoking prevalence 2000. Reported in World Health Organization. (2002). *European Country Profiles on Tobacco Control, 2001*. Copenhagen: WHO Regional Office for Europe.

Youth: Lifetime use of cigarettes, 40 times or more; Hibbell, B., Andersson, B., Ahlström, S., Balakireva, O., Bjarnson, T., Kokkevi, A. and Morgan, M. (2000). *The 1999 ESPAD (European School Survey Project on Alcohol and Drugs) Report*. Stockholm: The Swedish Council for Information on Alcohol and Other Drugs. Available at URL: [http://www.can.se/in\\_english/pdf/espadsurvey.pdf](http://www.can.se/in_english/pdf/espadsurvey.pdf).

Health professional: Daily and occasional smoking among physicians all over the country; Information provided by Eva Kralikova of the European Medical Association (Czech Committee).

## TOBACCO ECONOMY

### Annual per capita Consumption, Three Year Moving Average, 1993 = 100



### Annual Cigarette Consumption

Year	Per capita Consumption (cigarette sticks)	Total Consumption (millions of cigarette sticks)
1970	-	-
1980	-	-
1990	-	-
1995	2457	20663
1998	1800	15346

### Annual Tobacco Trade and Agriculture Statistics

	Unit of Measurement	1970	1980	1990	1995	2000
Cigarette imports	sticks in millions	-	-	-	6688	2728
Cigarette exports	sticks in millions	-	-	-	8025	8718
Tobacco leaf imports	metric tons	-	-	-	16909	14561
Tobacco leaf exports (% of total exports)	metric tons (%)	- (-)	- (-)	- (-)	1 (0.00%)	353 (0.00%)
Cigarette production	sticks in millions	-	14805	18119	22000	-
Tobacco leaf production	metric tons	-	-	-	-	-
Land devoted to tobacco growing (% of agricultural land)	hectares (%)	- (-)	- (-)	- (-)	- (-)	- (-)
Employment in tobacco manufacturing	people	-	-	2000	-	-

### Retail Price of 20 Cigarettes with Tax

Type	US \$	Local
Domestic brand	\$1.31	40.00
Foreign brand	\$1.71	52.00

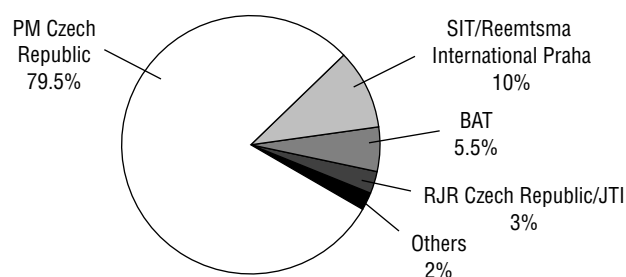
Source: EIU, September 2002

### Cigarette Taxes and Duties

Excise tax	360 LCU/1000 cigs
Excise tax	22%
Sales tax	22%

Source: ERC

### Market Share by Cigarette Manufacturer, 2000



Source: ERC

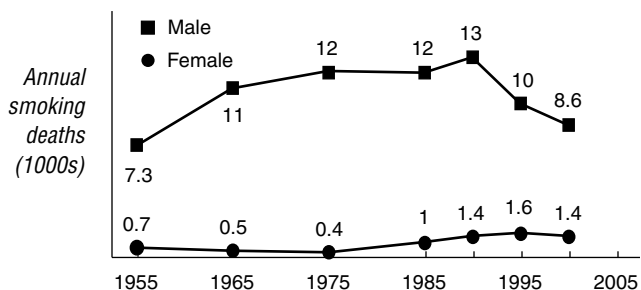
## SMOKING-ATTRIBUTED DISEASE IMPACT

Numbers of Deaths Attributed to Smoking/Total Deaths (thousands), 2000

Cause	Males (by age)			Females (by age)		
	0-34	35-69	70+	0-34	35-69	70+
Lung cancer	-/0.0	2.6/2.8	1.6/1.7	-/0.0	0.4/0.6	0.4/0.6
All cancer	-/0.2	4.2/8.3	2.4/7.4	-/0.1	0.6/5.2	0.6/7.3
Vascular	-/0.1	3.2/8.8	2.2/1.8	-/0.1	0.5/3.8	1.2/2.8
Respiratory	-/0.1	0.6/0.9	0.7/1.6	-/0.0	0.1/0.4	0.3/1.9
All other	-/1.6	0.7/5.2	0.2/3.1	-/0.6	0.2/2.1	0.2/4.7
All causes	-/2.0	8.6/23	5.6/30	-/0.8	1.4/12	2.3/42

Source: Peto, Lopez, et al., 1992, 1994 (update 2003)

Smoking-Attributed Numbers of Deaths per Year, Ages 35-69 Only



## INFRASTRUCTURE FOR TOBACCO CONTROL

National Tobacco Control Provisions

Tobacco Bans and Restrictions	Not				Tobacco Requirements and Regulations	Not			
	Banned	Restricted	Regulated	Unknown		Required	Regulated	Regulated	Unknown
Advertising in certain media		X			Advertising health warnings/messages	X			
Advertising to certain audiences	X				Age verification for sales	X			
Advertising in certain locations			X		Manufacturing licensure	X			
Advertisement content or design		X			Package health warning/message	X			
Sponsorship or promotion for certain audiences			X		Label design on packaging		X		
Sponsorship advertising of events			X		Ingredient/constituent information on package label			X	
Brand stretching			X		Amount of tar		X		
Sales to minors	X				Amount of nicotine		X		
Sales by minors			X		Amount of other ingredients/constituents		X		
Place of sales			X		Product constituents as confidential information			X	
Vending machines		X			Product constituents as public information			X	
Free products			X		Constituent disclosure by brand			X	
Single cigarette sales	X				Constituent disclosure in the aggregate			X	
Misleading information on packaging	X								
Smoking in government buildings (incl. worksites)	X				<b>Other Provisions</b>	<b>Yes</b>	<b>No</b>	<b>Unknown</b>	
Smoking in private worksites	X				National tobacco control committee		X		
Smoking in educational facilities	X				Tobacco control education/promotion	X			
Smoking in health care facilities	X				Anti-smuggling provisions	X			
Smoking on buses	X				Litigation enabling provisions		X		
Smoking on trains		X							
Smoking in taxis	X								
Smoking on ferries	X								
Smoking on domestic air flights	X								
Smoking on international air flights	X								
Smoking in restaurants		X							
Smoking in nightclubs and bars		X							
Smoking in other public places		X							

Refer to Appendix B for more information about national tobacco control provisions.