

Population (millions)

	1995	2000	2025	2050
All adults, ages 15+	4.136	4.239	4.385	3.987
Female adults	2.146	2.192	2.264	2.070
All youth, ages 0-14	0.972	0.933	0.754	0.706
Female youth	0.476	0.457	0.368	0.345

Source: United Nations Population Division, World Population Prospects 1950-2050 (2000 revision)

Real GDP per capita (PPP), US Dollars

1975	13696
1980	15543
1985	17489
1990	20229
1995	19093
2000	23588

Source: World Health Report 2002

SMOKING PREVALENCE

Adult (25-64 Year Olds), 2000

Males	27
Females	20
Overall	23

Youth (15-16 Year Olds), 1999

Males	41
Females	38
Overall	39

Physicians, 1995

Males	7
Females	3

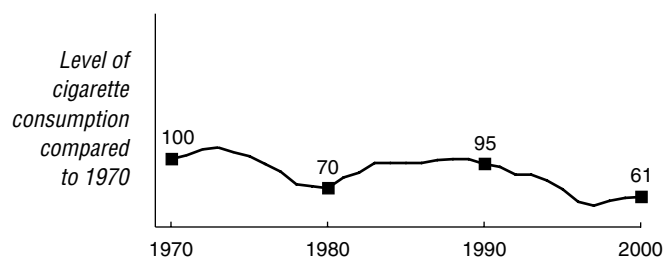
Adult: Daily or regular smokers (excludes 1% of men who regularly used smokeless tobacco); Health behaviour among the Finnish adult population, National annual public health survey, Spring 2000. Reported in World Health Organization. (2002). *European Country Profiles on Tobacco Control, 2001*. Copenhagen: WHO Regional Office for Europe.

Youth: Lifetime use of cigarettes, 40 times or more; Hibbell, B., Andersson, B., Ahlström, S., Balakireva, O., Bjarnson, T., Kokkevi, A. and Morgan, M. (2000). *The 1999 ESPAD (European School Survey Project on Alcohol and Drugs) Report*. Stockholm: The Swedish Council for Information on Alcohol and Other Drugs. Available at URL: http://www.can.se/in_english/pdf/espadsurvey.pdf.

Health professional: Daily smoking among physicians registered with the Finnish Medical Association; Jormanainen, V., et al. (1996). Smoking among Finnish physicians in 1990-1995. *Smoke Free Europe Conference Abstracts, 19 September 1996*.

TOBACCO ECONOMY

Annual per capita Consumption, Three Year Moving Average, 1970 = 100



Annual Cigarette Consumption

Year	Per capita Consumption (cigarette sticks)	Total Consumption (millions of cigarette sticks)
1970	1776	6167
1980	1613	6143
1990	1923	7736
1995	1356	5609
2000	1123	4760

Annual Tobacco Trade and Agriculture Statistics

	Unit of Measurement	1970	1980	1990	1995	2000
Cigarette imports	sticks in millions	6	100	69	444	1761
Cigarette exports	sticks in millions	315	3119	1307	1377	460
Tobacco leaf imports	metric tons	6013	9057	6108	3188	2518
Tobacco leaf exports (% of total exports)	metric tons (%)	6 (0.00%)	128 (0.00%)	235 (0.00%)	299 (0.00%)	58 (0.00%)
Cigarette production	sticks in millions	6476	9162	8974	6542	3459
Tobacco leaf production	metric tons	- (-)	- (-)	- (-)	- (-)	- (-)
Land devoted to tobacco growing (% of agricultural land)	hectares (%)	-	-	-	-	-
Employment in tobacco manufacturing	people	1400	1500	1100	915	-

Retail Price of 20 Cigarettes with Tax

Type	US \$	Local
Domestic brand	\$3.66	3.70
Foreign brand	\$3.96	4.00

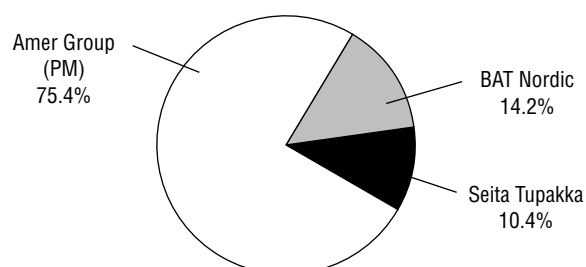
Source: EIU, September 2002

Cigarette Taxes and Duties

Excise tax	90 LCU/1000 cigs
Excise tax	50 LCU/1000 cigs
Sales tax	18.03% of retail tax

Source: ERC

Market Share by Cigarette Manufacturer, 2000



Source: ERC

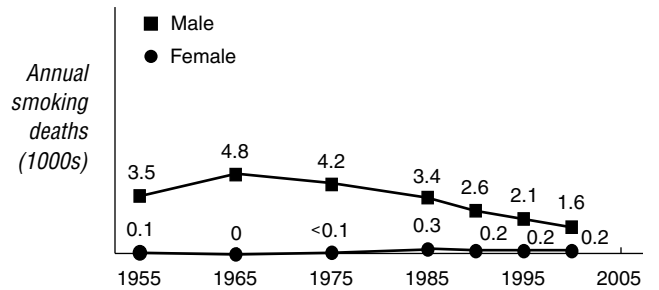
SMOKING-ATTRIBUTED DISEASE IMPACT

Numbers of Deaths Attributed to Smoking/Total Deaths (thousands), 2000

Cause	Males (by age)			Females (by age)		
	0-34	35-69	70+	0-34	35-69	70+
Lung cancer	-/0.0	0.5/0.6	0.7/0.8	-/0.0	0.1/0.2	0.2/0.3
All cancer	-/0.1	0.7/2.1	1.0/3.0	-/0.1	0.1/1.7	0.2/3.2
Vascular	-/0.1	0.5/3.3	0.7/6.5	-/0.0	0.1/1.1	0.3/1.0
Respiratory	-/0.0	0.2/0.4	0.6/1.8	-/0.0	0.0/0.2	0.2/1.8
All other	-/0.8	0.2/3.2	0.2/2.6	-/0.3	0.0/1.2	0.1/5.2
All causes	-/0.9	1.6/9.1	2.6/14	-/0.4	0.2/4.2	0.8/21

Source: Peto, Lopez, et al., 1992, 1994 (update 2003)

Smoking-Attributed Numbers of Deaths per Year, Ages 35-69 Only



INFRASTRUCTURE FOR TOBACCO CONTROL

National Tobacco Control Provisions

Tobacco Bans and Restrictions	Not				Tobacco Requirements and Regulations	Not			
	Banned	Restricted	Regulated	Unknown		Required	Regulated	Regulated	Unknown
Advertising in certain media	X				Advertising health warnings/messages	N/A			
Advertising to certain audiences	X				Age verification for sales			X	
Advertising in certain locations	X				Manufacturing licensure			X	
Advertisement content or design	N/A				Package health warning/message	X			
Sponsorship or promotion for certain audiences	X				Label design on packaging		X		
Sponsorship advertising of events	X				Ingredient/constituent information on package label	X			
Brand stretching	X				Amount of tar		X		
Sales to minors	X				Amount of nicotine		X		
Sales by minors			X		Amount of other ingredients/constituents			X	
Place of sales			X		Product constituents as confidential information		X		
Vending machines		X			Product constituents as public information			X	
Free products	X				Constituent disclosure by brand			X	
Single cigarette sales	X				Constituent disclosure in the aggregate			X	
Misleading information on packaging			X						
Smoking in government buildings (incl. worksites)	X								
Smoking in private worksites	X								
Smoking in educational facilities	X								
Smoking in health care facilities	X								
Smoking on buses	X								
Smoking on trains	X								
Smoking in taxis	X								
Smoking on ferries	X								
Smoking on domestic air flights	X								
Smoking on international air flights	X								
Smoking in restaurants		X							
Smoking in nightclubs and bars		X							
Smoking in other public places		X							

Other Provisions	Yes	No	Unknown
National tobacco control committee	X		
Tobacco control education/promotion	X		
Anti-smuggling provisions			X
Litigation enabling provisions		X	

Refer to Appendix B for more information about national tobacco control provisions.