

Population (millions)

	1995	2000	2025	2050
All adults, ages 15+	2.733	2.983	3.788	4.343
Female adults	1.391	1.516	1.917	2.193
All youth, ages 0-14	0.876	0.820	0.958	1.023
Female youth	0.426	0.398	0.463	0.494

Source: United Nations Population Division, World Population Prospects 1950-2050 (2000 revision)

Real GDP per capita (PPP), US Dollars

1975	9134
1980	10662
1985	11621
1990	14536
1995	17706
2000	25054

Source: World Health Report 2002

SMOKING PREVALENCE

Adult, 1998

Males	32
Females	31
Overall	31

Youth (15-16 Year Olds), 1999

Males	31
Females	36
Overall	34

Nurses, 2000

Current smokers	25.8
Ex-smokers	19
Non-smokers	55.2

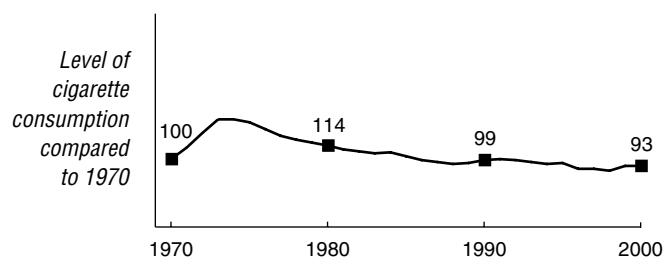
Adult: Daily smokers; National health & lifestyle surveys. Health Promotion Unit, Department of Health and Children, February 1999. Reported in World Health Organization. (2002). *European Country Profiles on Tobacco Control, 2001*. Copenhagen: WHO Regional Office for Europe.

Youth: Lifetime use of cigarettes, 40 times or more; Hibbell, B., Andersson, B., Ahlström, S., Balakireva, O., Bjarnson, T., Kokkevi, A. and Morgan, M. (2000). *The 1999 ESPAD (European School Survey Project on Alcohol and Drugs) Report*. Stockholm: The Swedish Council for Information on Alcohol and Other Drugs. Available at URL: http://www.can.se/in_english/pdf/espadsurvey.pdf.

Health professional: McKenna, H., Slater, P., McCance, T., Bunting, B., Spiers, A. and McElwee, G. (2001). Qualified nurses' smoking prevalence: their reasons for smoking and desire to quit. *Journal of Advanced Nursing* 35(5): 769-775.

TOBACCO ECONOMY

Annual per capita Consumption, Three Year Moving Average, 1970 = 100



Annual Cigarette Consumption

Year	Per capita Consumption (cigarette sticks)	Total Consumption (millions of cigarette sticks)
1970	2376	4833
1980	2893	6827
1990	2483	6342
1995	2319	6339
2000	2304	6874

Annual Tobacco Trade and Agriculture Statistics

	Unit of Measurement	1970	1980	1990	1995	2000
Cigarette imports	sticks in millions	112	345	395	543	736
Cigarette exports	sticks in millions	829	3178	558	1904	582
Tobacco leaf imports	metric tons	4536	7395	5074	4917	7555
Tobacco leaf exports (% of total exports)	metric tons (%)	996 (0.16%)	76 (0.00%)	362 (0.01%)	73 (0.00%)	65 (0.00%)
Cigarette production	sticks in millions	5550	9660	6505	7700	6720
Tobacco leaf production	metric tons	-	-	-	-	-
Land devoted to tobacco growing (% of agricultural land)	hectares (%)	- (-)	- (-)	- (-)	- (-)	- (-)
Employment in tobacco manufacturing	people	2400	2300	1300	1428	-

Retail Price of 20 Cigarettes with Tax

Type	US \$	Local
Domestic brand	\$5.11	5.16
Foreign brand	\$5.15	5.20

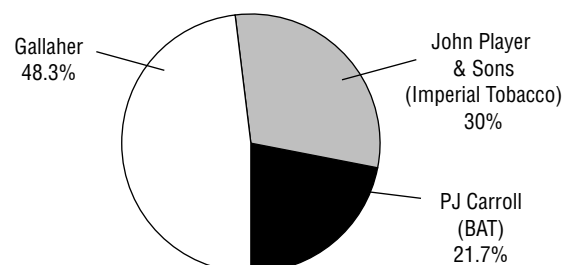
Source: EIU, September 2002

Cigarette Taxes and Duties

Excise tax	18.89%
Excise duty	81.68 LCU/1000 cigs
Sales tax	20%

Source: ERC

Market Share by Cigarette Manufacturer, 2000



Source: ERC

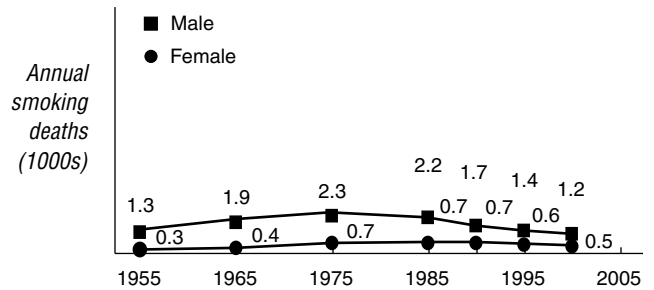
SMOKING-ATTRIBUTED DISEASE IMPACT

Numbers of Deaths Attributed to Smoking/Total Deaths (thousands), 2000

Cause	Males (by age)			Females (by age)		
	0-34	35-69	70+	0-34	35-69	70+
Lung cancer	-/0.0	0.4/0.4	0.5/0.6	-/0.0	0.2/0.2	0.3/0.4
All cancer	-/0.1	0.6/1.7	0.8/2.4	-/0.1	0.2/1.5	0.5/2.1
Vascular	-/0.0	0.4/1.9	0.5/4.5	-/0.0	0.1/0.7	0.6/5.5
Respiratory	-/0.0	0.1/0.3	0.7/2.0	-/0.0	0.1/0.2	0.7/2.3
All other	-/0.9	0.1/1.0	0.1/1.4	-/0.3	0.1/0.5	0.2/2.0
All causes	-/1.0	1.2/4.9	2.1/10	-/0.4	0.5/3.0	1.9/12

Source: Peto, Lopez, et al., 1992, 1994 (update 2003)

Smoking-Attributed Numbers of Deaths per Year, Ages 35-69 Only



INFRASTRUCTURE FOR TOBACCO CONTROL

National Tobacco Control Provisions

Tobacco Bans and Restrictions	Not				Tobacco Requirements and Regulations	Not			
	Banned	Restricted	Regulated	Unknown		Required	Regulated	Regulated	Unknown
Advertising in certain media	X				Advertising health warnings/messages	X			
Advertising to certain audiences				X	Age verification for sales				X
Advertising in certain locations		X			Manufacturing licensure			X	
Advertisement content or design		X			Package health warning/message	X			
Sponsorship or promotion for certain audiences		X			Label design on packaging		X		
Sponsorship advertising of events		X			Ingredient/constituent information on package label			X	
Brand stretching	X				Amount of tar		X		
Sales to minors	X				Amount of nicotine		X		
Sales by minors				X	Amount of other ingredients/constituents			X	
Place of sales				X	Product constituents as confidential information				X
Vending machines			X		Product constituents as public information				X
Free products	X				Constituent disclosure by brand				X
Single cigarette sales	X				Constituent disclosure in the aggregate				X
Misleading information on packaging	X								
Smoking in government buildings (incl. worksites)		X			Other Provisions	Yes	No	Unknown	
Smoking in private worksites		X			National tobacco control committee	X			
Smoking in educational facilities		X			Tobacco control education/promotion	X			
Smoking in health care facilities		X			Anti-smuggling provisions			X	
Smoking on buses	X				Litigation enabling provisions			X	
Smoking on trains		X							
Smoking in taxis	X								
Smoking on ferries		X							
Smoking on domestic air flights		X							
Smoking on international air flights		X							
Smoking in restaurants		X							
Smoking in nightclubs and bars			X						
Smoking in other public places		X							

Refer to Appendix B for more information about national tobacco control provisions.