

Population (millions)

	1995	2000	2025	2050
All adults, ages 15+	48.732	49.314	46.637	38.039
Female adults	25.317	25.631	24.220	19.890
All youth, ages 0-14	8.569	8.216	5.727	4.923
Female youth	4.179	3.997	2.777	2.388

Source: United Nations Population Division, World Population Prospects 1950-2050 (2000 revision)

Real GDP per capita (PPP), US Dollars

1975	13088
1980	15989
1985	17177
1990	19799
1995	20876
2000	22619

Source: World Health Report 2002

SMOKING PREVALENCE

Adult (15 Years & Older), 2002

Males	31.1
Females	22.3

Youth (15-16 Year Olds), 1999

Males	22
Females	28
Overall	25

Nursing Students, 1998-1999

Males	49
Females	42
Overall	43.4

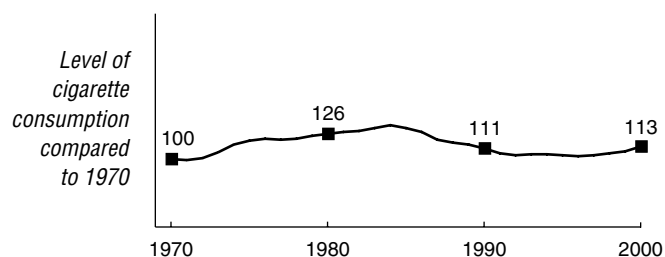
Adult: Current daily smokers; Gallus, S., Colombo, P., Scarpino, V., Zuccaro, P., Apolone, G. and La Vecchia, C. (2002). Smoking in Italy. *Tumori* 88(6): 453-6.

Youth: Lifetime use of cigarettes, 40 times or more; Hibbell, B., Andersson, B., Ahlström, S., Balakireva, O., Bjarnson, T., Kokkevi, A. and Morgan, M. (2000). *The 1999 ESPAD (European School Survey Project on Alcohol and Drugs) Report*. Stockholm: The Swedish Council for Information on Alcohol and Other Drugs. Available at URL: http://www.can.se/in_english/pdf/espadsurvey.pdf.

Health professional: Current smokers (smoking daily or occasionally) among first-year nursing students in Siena and Florence; Andrea, M.S., Walter, V., Elena, B., Alfea, F. and Piersante, S. (2001). A comparison of smoking habits, beliefs and attitudes among Tuscan student nurses in 1992 and 1999. *European Journal of Epidemiology* 17(5): 417-421.

TOBACCO ECONOMY

Annual per capita Consumption, Three Year Moving Average, 1970 = 100



Annual Cigarette Consumption

Year	Per capita Consumption (cigarette sticks)	Total Consumption (millions of cigarette sticks)
1970	1850	75087
1980	2351	103114
1990	2008	95812
1995	1817	88525
2000	2039	100561

Annual Tobacco Trade and Agriculture Statistics

	Unit of Measurement	1970	1980	1990	1995	2000
Cigarette imports	sticks in millions	3583	30320	34483	38566	56626
Cigarette exports	sticks in millions	114	311	417	244	283
Tobacco leaf imports	metric tons	16754	29757	41434	30430	38314
Tobacco leaf exports (% of total exports)	metric tons (%)	11116 (0.11%)	46448 (0.11%)	137633 (0.08%)	116078 (0.08%)	102933 (0.08%)
Cigarette production	sticks in millions	71618	73105	61746	50203	44218
Tobacco leaf production	metric tons	78449	125543	214851	124492	129937
Land devoted to tobacco growing (% of agricultural land)	hectares (%)	42696 (0.21%)	60984 (0.35%)	87707 (0.52%)	49717 (0.32%)	38788 (0.25%)
Employment in tobacco manufacturing	people	22000	20000	15845	13330	-

Retail Price of 20 Cigarettes with Tax

Type	US \$	Local
Domestic brand	\$2.16	2.18
Foreign brand	\$3.07	3.10

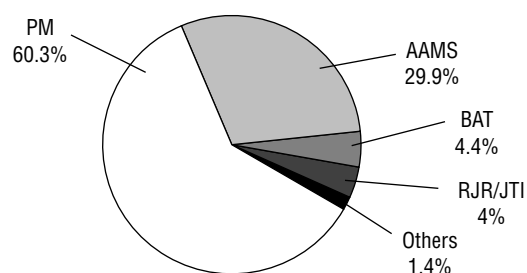
Source: EIU, September 2002

Cigarette Taxes and Duties

Excise tax	7467 LCU/1000 cigs
Excise tax	54.27% of retail price
Sales tax	20%

Source: ERC

Market Share by Cigarette Manufacturer, 2000



Source: ERC

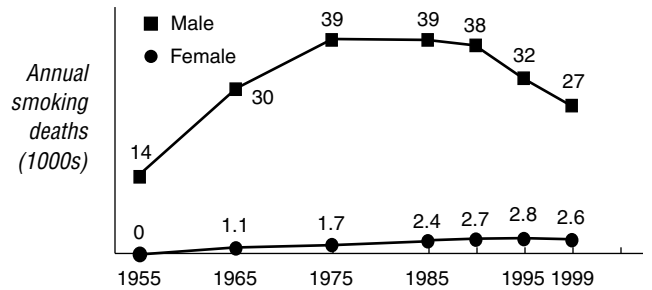
SMOKING-ATTRIBUTED DISEASE IMPACT

Numbers of Deaths Attributed to Smoking/Total Deaths (thousands), 1999

Cause	Males (by age)			Females (by age)		
	0-34	35-69	70+	0-34	35-69	70+
Lung cancer	-/0.0	11/12	13/14	-/0.0	1.0/2.2	2.0/3.5
All cancer	-/0.8	16/36	19/52	-/0.7	1.3/22	2.7/41
Vascular	-/0.6	6.4/25	11/85	-/0.3	0.6/10	3.6/125
Respiratory	-/0.2	1.6/3.2	9.4/19	-/0.1	0.2/1.3	3.1/15
All other	-/7.9	2.8/20	3.5/36	-/3.1	0.4/11	1.2/53
All causes	-/9.6	27/84	43/192	-/4.2	2.6/44	11/234

Source: Peto, Lopez, et al., 1992, 1994 (update 2003)

Smoking-Attributed Numbers of Deaths per Year, Ages 35-69 Only



INFRASTRUCTURE FOR TOBACCO CONTROL

National Tobacco Control Provisions

Tobacco Bans and Restrictions	Not				Tobacco Requirements and Regulations	Not			
	Banned	Restricted	Regulated	Unknown		Required	Regulated	Regulated	Unknown
Advertising in certain media	X				Advertising health warnings/messages	N/A			
Advertising to certain audiences	X				Age verification for sales				X
Advertising in certain locations	X				Manufacturing licensure	X			
Advertisement content or design	N/A				Package health warning/message	X			
Sponsorship or promotion for certain audiences	X				Label design on packaging		X		
Sponsorship advertising of events	X				Ingredient/constituent information on package label	X			
Brand stretching			X		Amount of tar		X		
Sales to minors	X				Amount of nicotine		X		
Sales by minors				X	Amount of other ingredients/constituents			X	
Place of sales				X	Product constituents as confidential information				X
Vending machines			X		Product constituents as public information				X
Free products	X				Constituent disclosure by brand				X
Single cigarette sales	X				Constituent disclosure in the aggregate				X
Misleading information on packaging				X					
Smoking in government buildings (incl. worksites)	X								
Smoking in private worksites		X							
Smoking in educational facilities	X								
Smoking in health care facilities	X								
Smoking on buses	X								
Smoking on trains		X							
Smoking in taxis			X						
Smoking on ferries			X						
Smoking on domestic air flights	X								
Smoking on international air flights			X						
Smoking in restaurants			X						
Smoking in nightclubs and bars			X						
Smoking in other public places		X							

Other Provisions	Yes	No	Unknown
National tobacco control committee	X		
Tobacco control education/promotion		X	
Anti-smuggling provisions			X
Litigation enabling provisions			X

Refer to Appendix B for more information about national tobacco control provisions.